

CALCONNECT

The Calendaring and Scheduling Consortium

Technical Preview

February 2008 Roundtable

Note Well

- This presentation is derived from the Technology Preview material
- Names and some technical details have been removed in accordance with CalConnect rules involving in-progress work
- This is a public document and may be quoted and distributed in accordance with CalConnect policies

Introduction

CalConnect members have produced a Technical Demonstration of key calendaring and scheduling technologies being developed by CalConnect

This serves as a technology “preview” only and does not in any way represent final protocols or products that may or may not ship

More...

Introduction (cont.)

- This is a follow-up to the demo at Roundtable X (September 2007)
- Our goal is to solicit feedback from members and invited guests on the presentation itself as well as the technologies being demonstrated
- We also hope to show how CalConnect is successfully achieving its goal of improving calendaring and scheduling standards

Agenda

- Today we will demonstrate:
 - CalDAV Scheduling
 - Realtime Internet Scheduling
 - Internet freebusy lookups using freebusy URLs
- Each presentation will consist of:
 - Introductory slides
 - Live demonstration

Technologies

- CalDAV Scheduling:
 - The CalDAV access protocol (RFC4791) is based on WebDAV and iCalendar standards
 - In the CalDAV scheduling specification (still a draft), users on the same server system only schedule with each other
 - There are several server and client implementations available
- More...

Technologies (cont.)

- Realtime Internet Scheduling:
 - Allows scheduling between users on different server systems (e.g. between organizations)
 - The protocol uses HTTP to transport iCalendar scheduling messages
 - We will be demonstrating the basic exchange of scheduling messages
 - The security and discovery pieces are still to do (TC-REALTIME)
- More...

Technologies (cont.)

- Freebusy URL:
 - This is a way to do simple exchange and publishing of freebusy information
 - TC-FREEBUSY is working on a specification
 - It uses simple HTTP GET/PUT operations with discoverability

CalDAV Scheduling

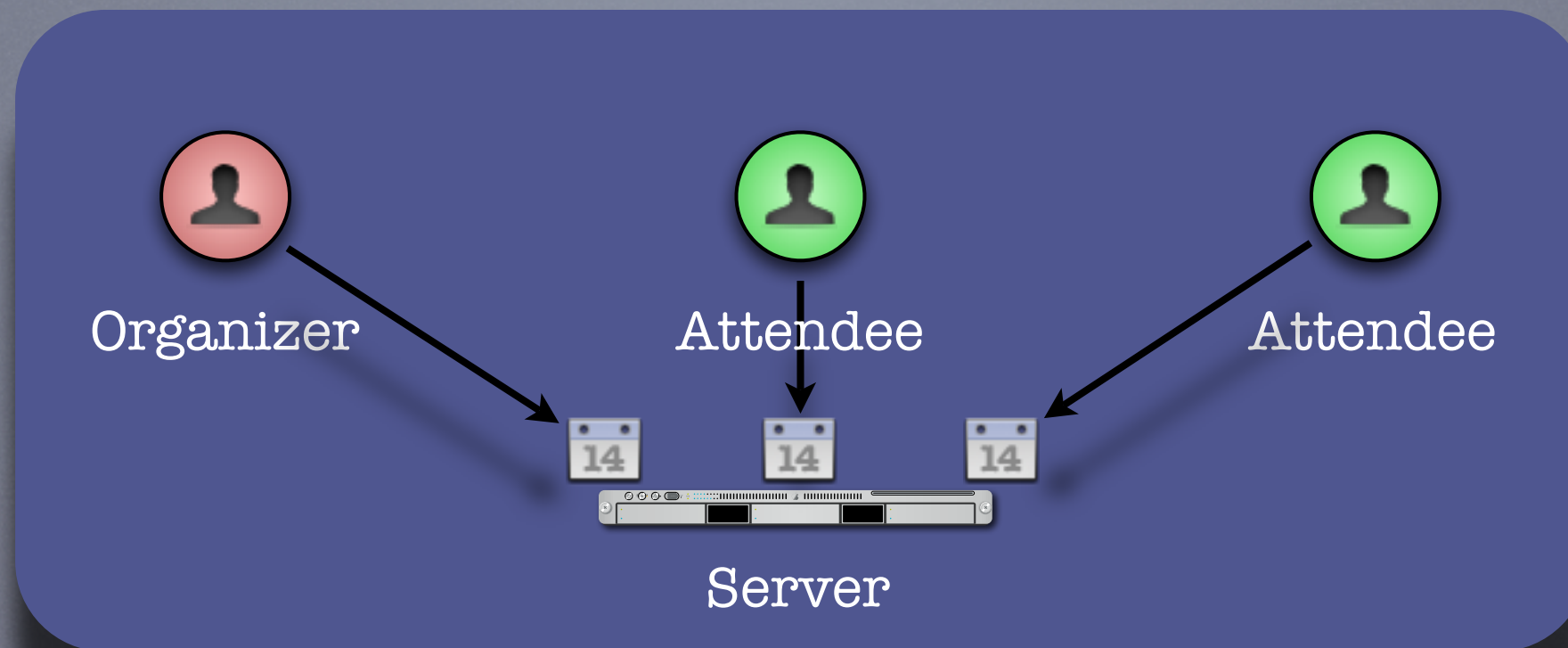
How it works

CalDAV Scheduling

- How it works:
 - Several users on one CalDAV server (can be using different clients) schedule with each other
 - One user is the “Organizer”, others are “Attendees”

One is the Organizer, others are Attendees

Each stores their calendars on the Server



CalDAV Scheduling

- There are two parts to scheduling:
 - Freebusy lookup
 - Sending invitations and receiving replies
- Freebusy results are returned immediately
- Invitation replies are sent only after users inspect and accept or decline

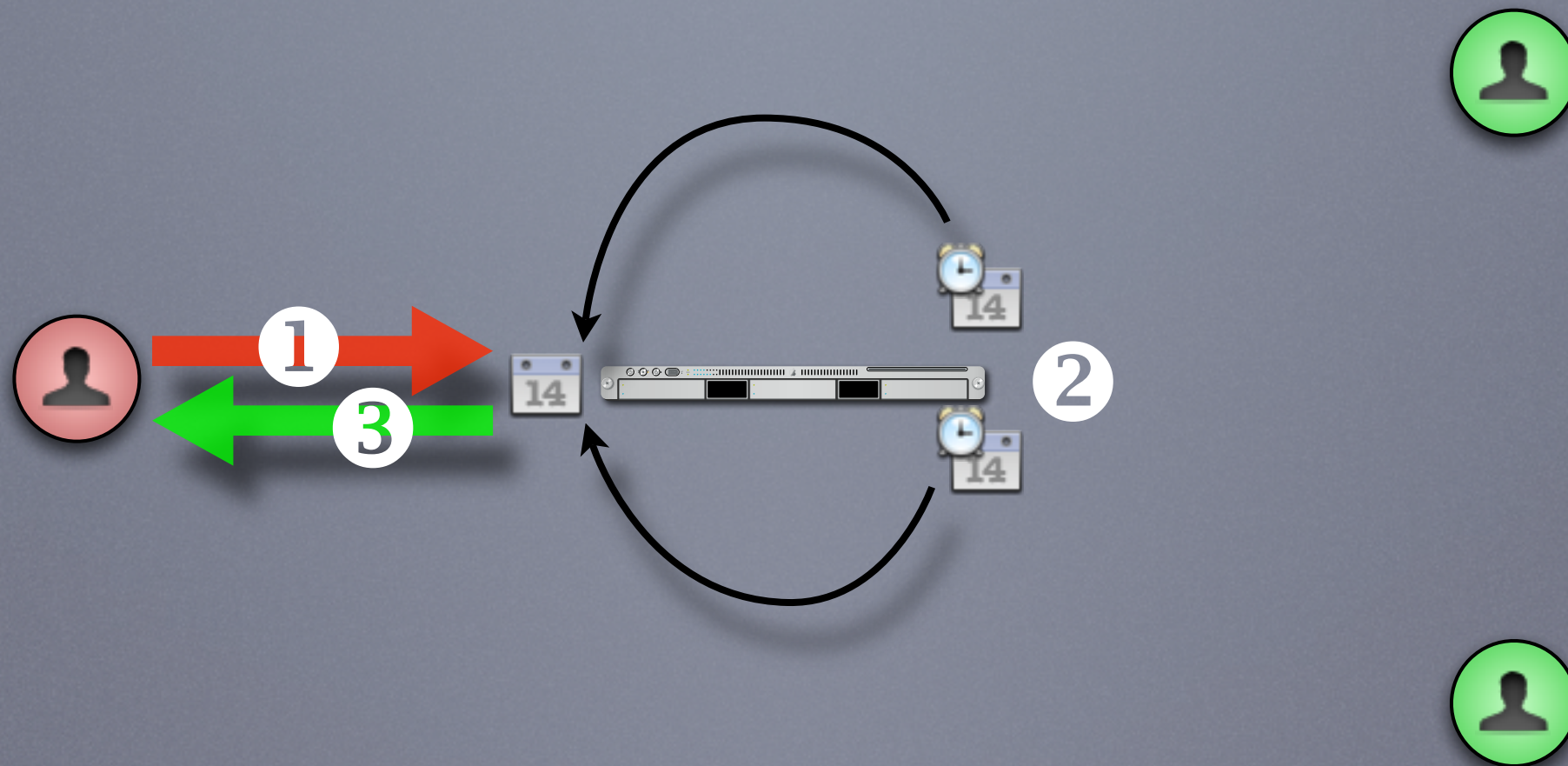
CalDAV Scheduling

- Each user has an “Outbox” and an “Inbox”
- The “Outbox” is used to trigger freebusy lookup or send invites or replies
- The “Inbox” is where invites or replies are delivered
- Clients monitor the “Inbox” for incoming scheduling messages

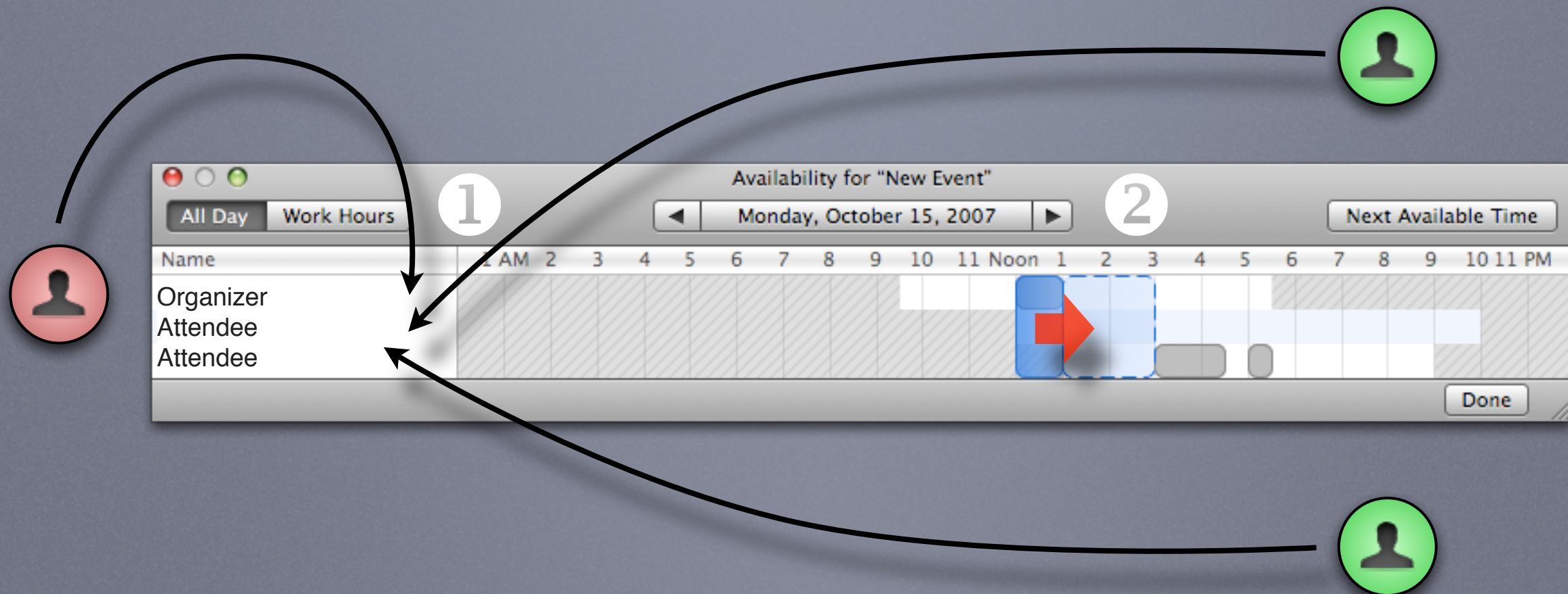
CalDAV Scheduling

Sequence of diagrams showing free-busy
lookup.

- ① Organizer sends freebusy request to server
- ② Server calculates freebusy data for attendees
- ③ Server returns aggregated freebusy data to organizer



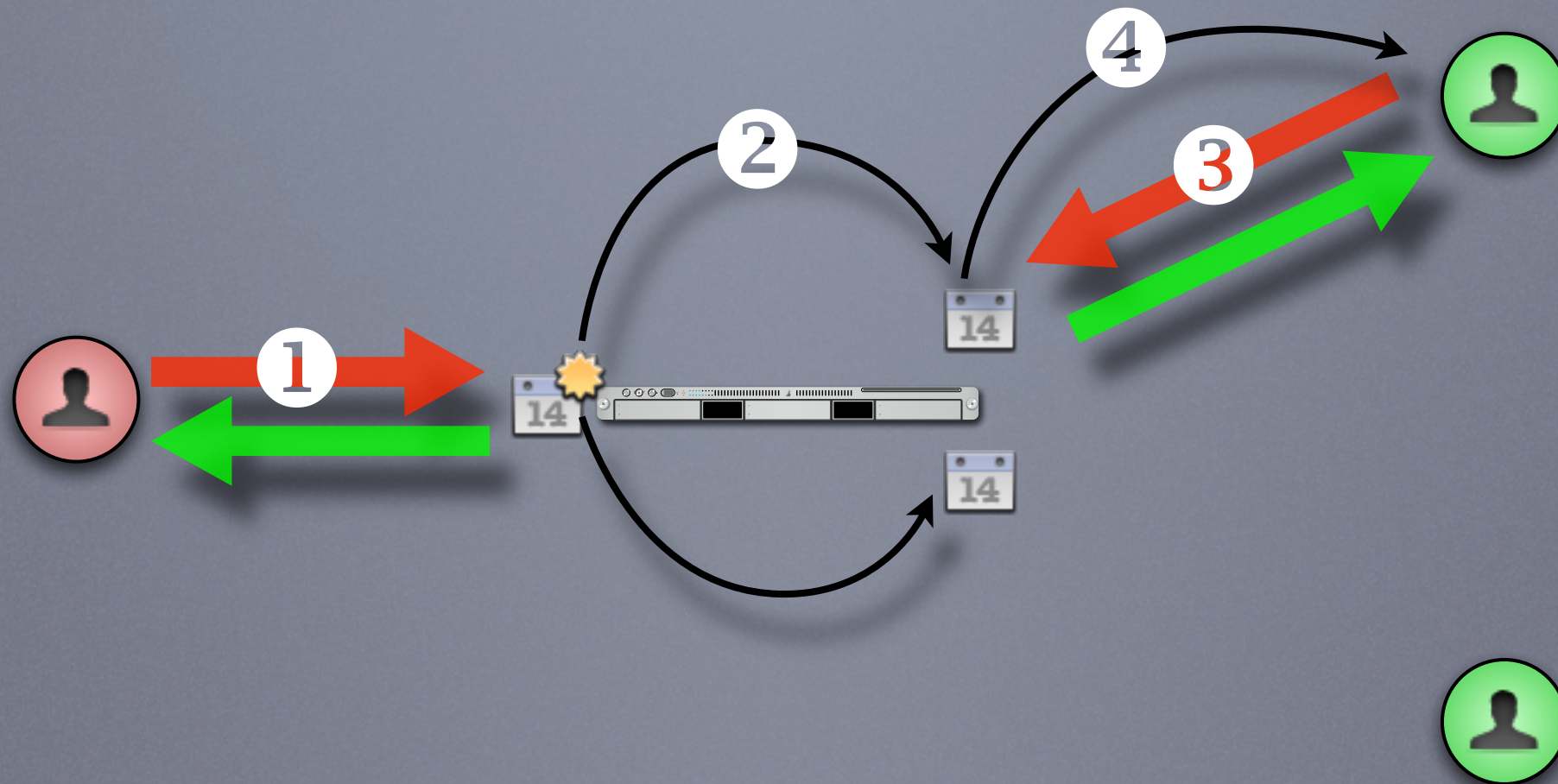
- 1 Organizer sees freebusy for everyone
- 2 Can adjust meeting time to avoid conflicts



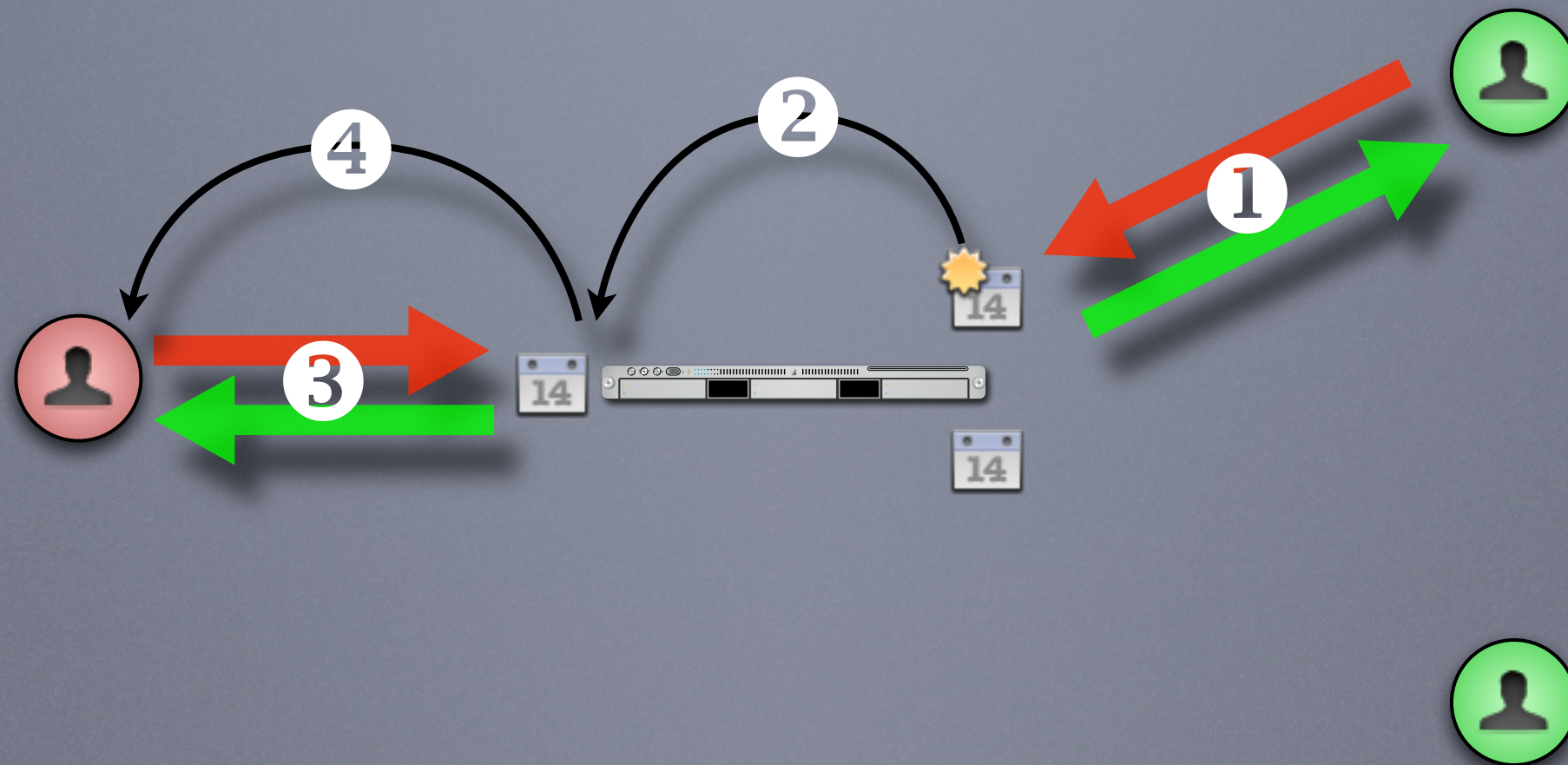
CalDAV Scheduling

Sequence of diagrams showing invitations
being sent out, replies returned.

- ① Organizer sends invite request to server
- ② Server copies the request into attendees' Inbox
- ③ Attendee checks the server
- ④ Attendee retrieves the invite from the server



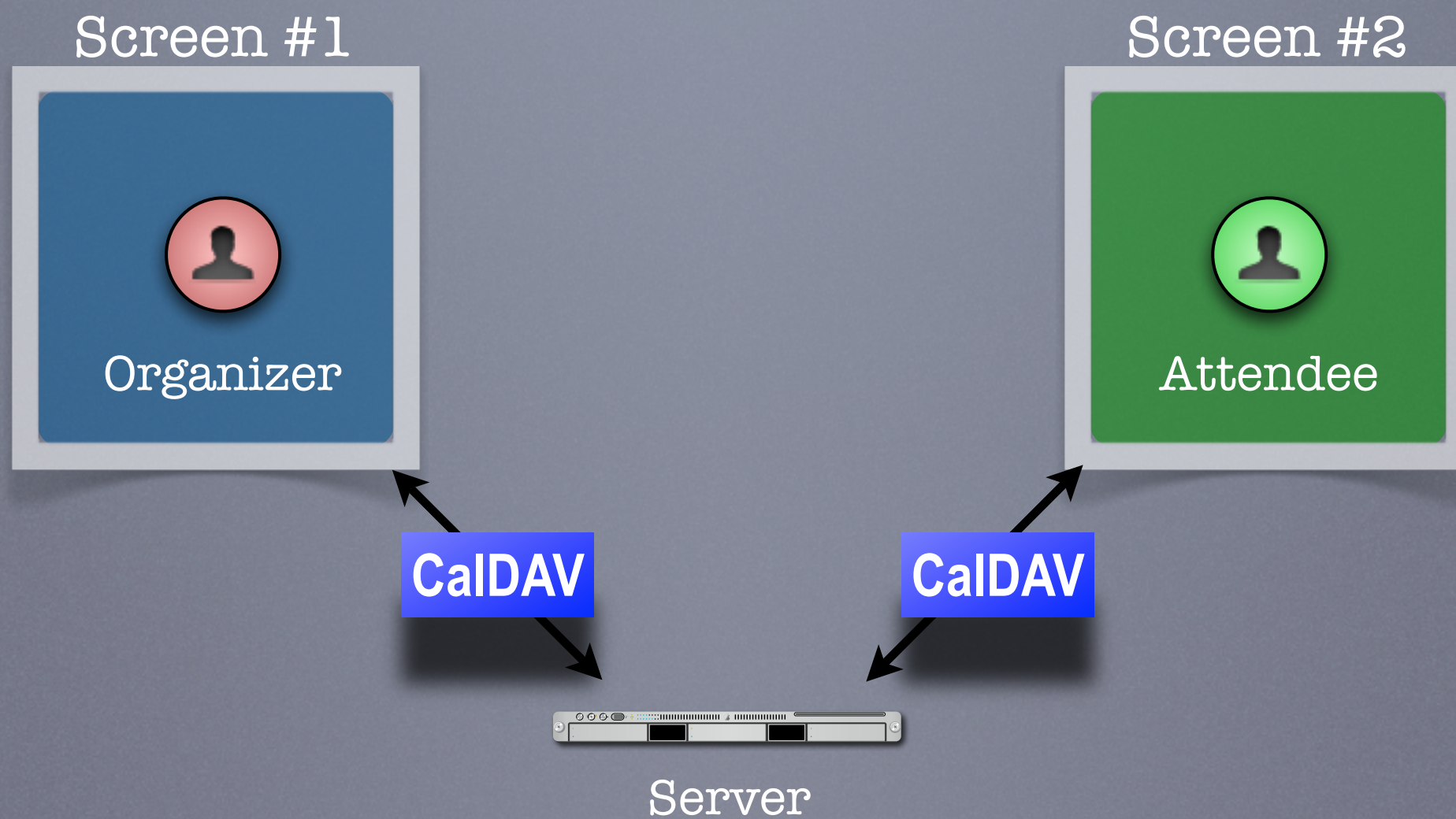
- ① Attendee replies to the server
- ② Server copies the reply into organizer's Inbox
- ③ Organizer checks the server
- ④ Organizer retrieves the reply from the server



CalDAV Scheduling Demonstration #1

Simple meeting between two people

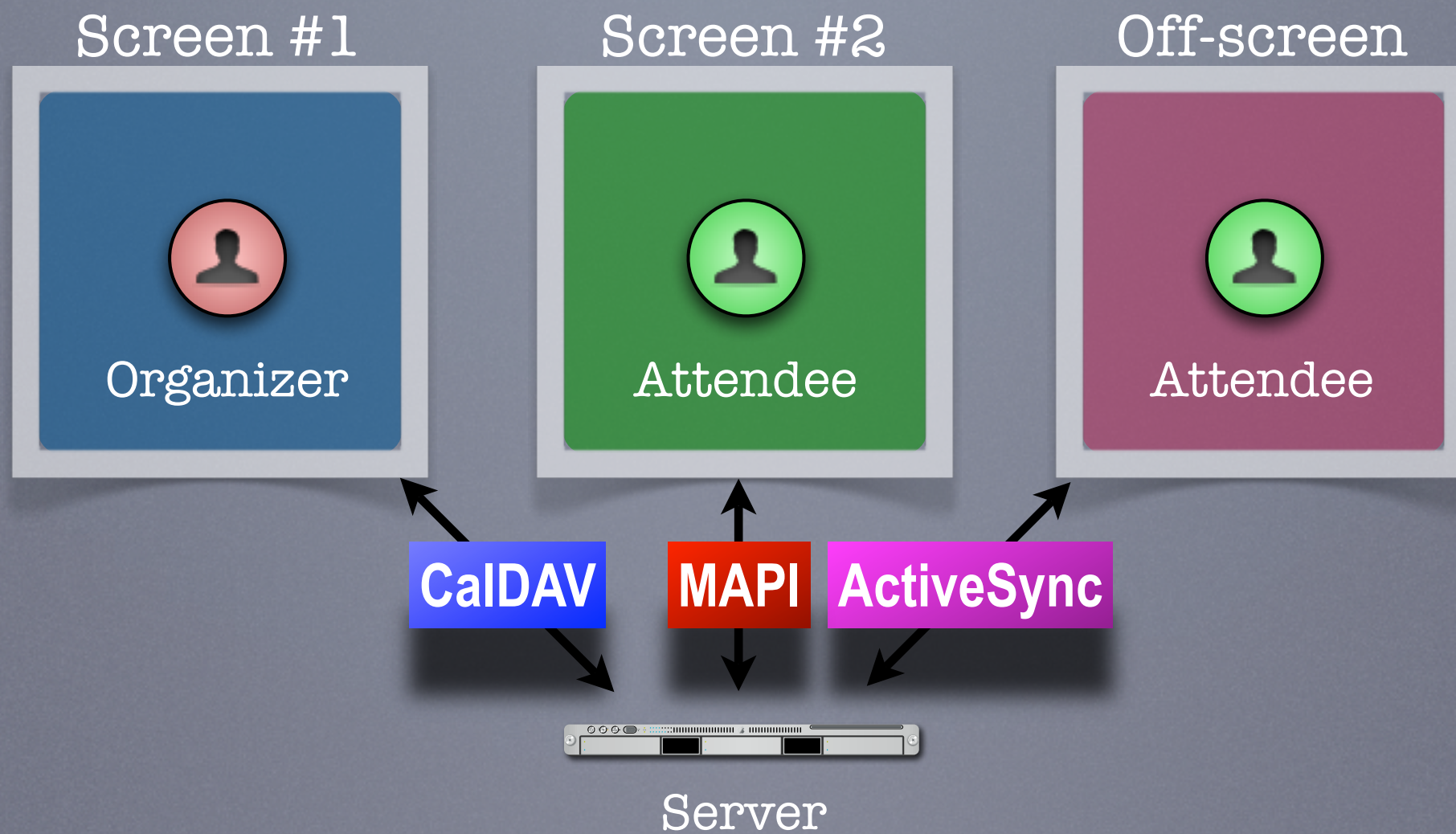
Demo Participants



CalDAV Scheduling Demonstration #2

Simple meeting between multiple people
with different clients some CalDAV others
using a CalDAV “connector”

Demo Participants



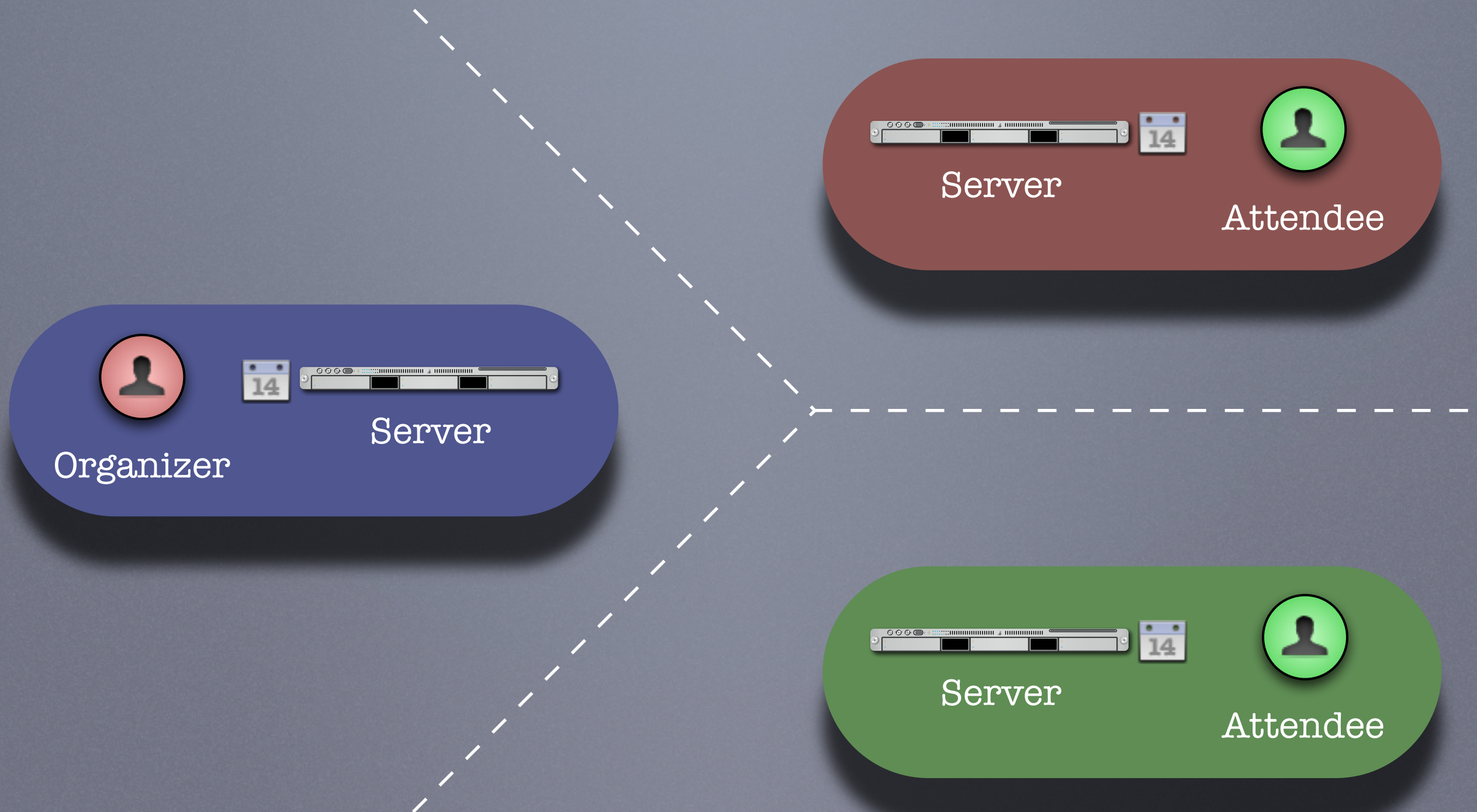
Realtime Internet Scheduling

How it works

Basic Concept

- Provides the ability for users on different calendaring systems to schedule meetings with each other
- Instantaneous freebusy lookups
- Invites, replies sent as “messages” with delivery status immediately returned

Organizer and Attendees on different systems



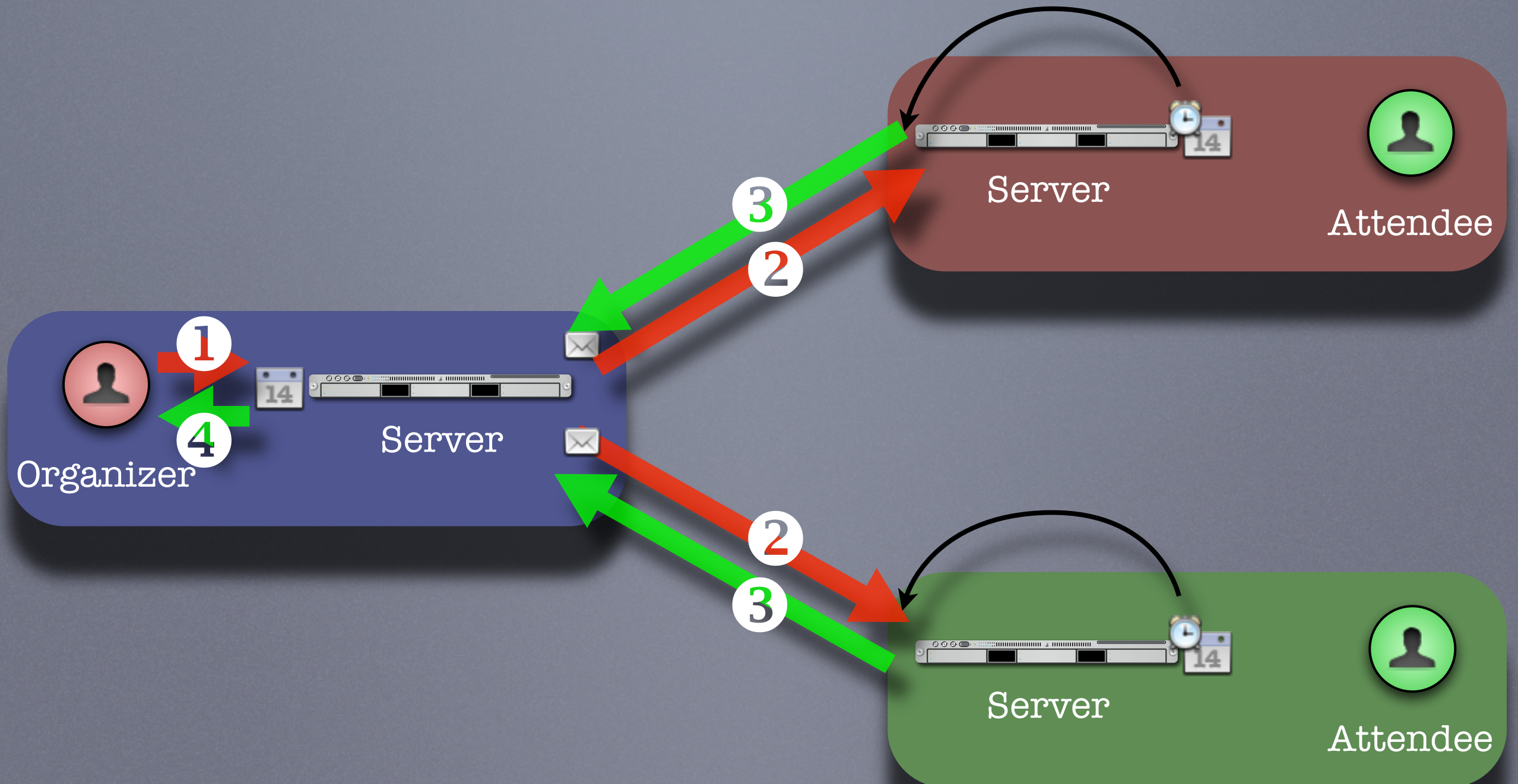
Can't this be done today?

- But I can do scheduling with my colleagues today!
- True, but only people on the same server as you, or via some other communication process such as email or telephone.

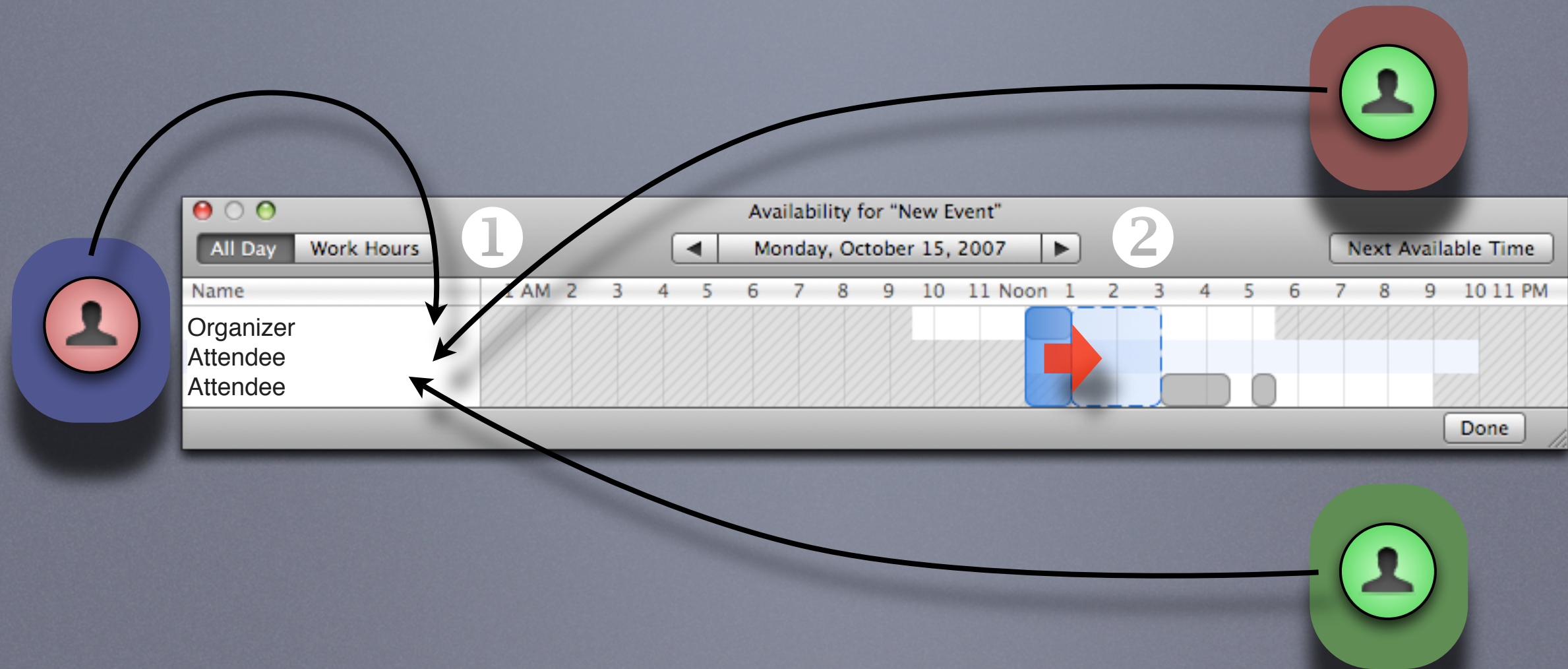
Realtime Internet Scheduling

Sequence of diagrams showing freebusy.

- ① Organizer sends freebusy request to server
- ② Server forwards request to other attendee's servers
- ③ Attendees' servers return freebusy
- ④ Server returns aggregated freebusy data to organizer



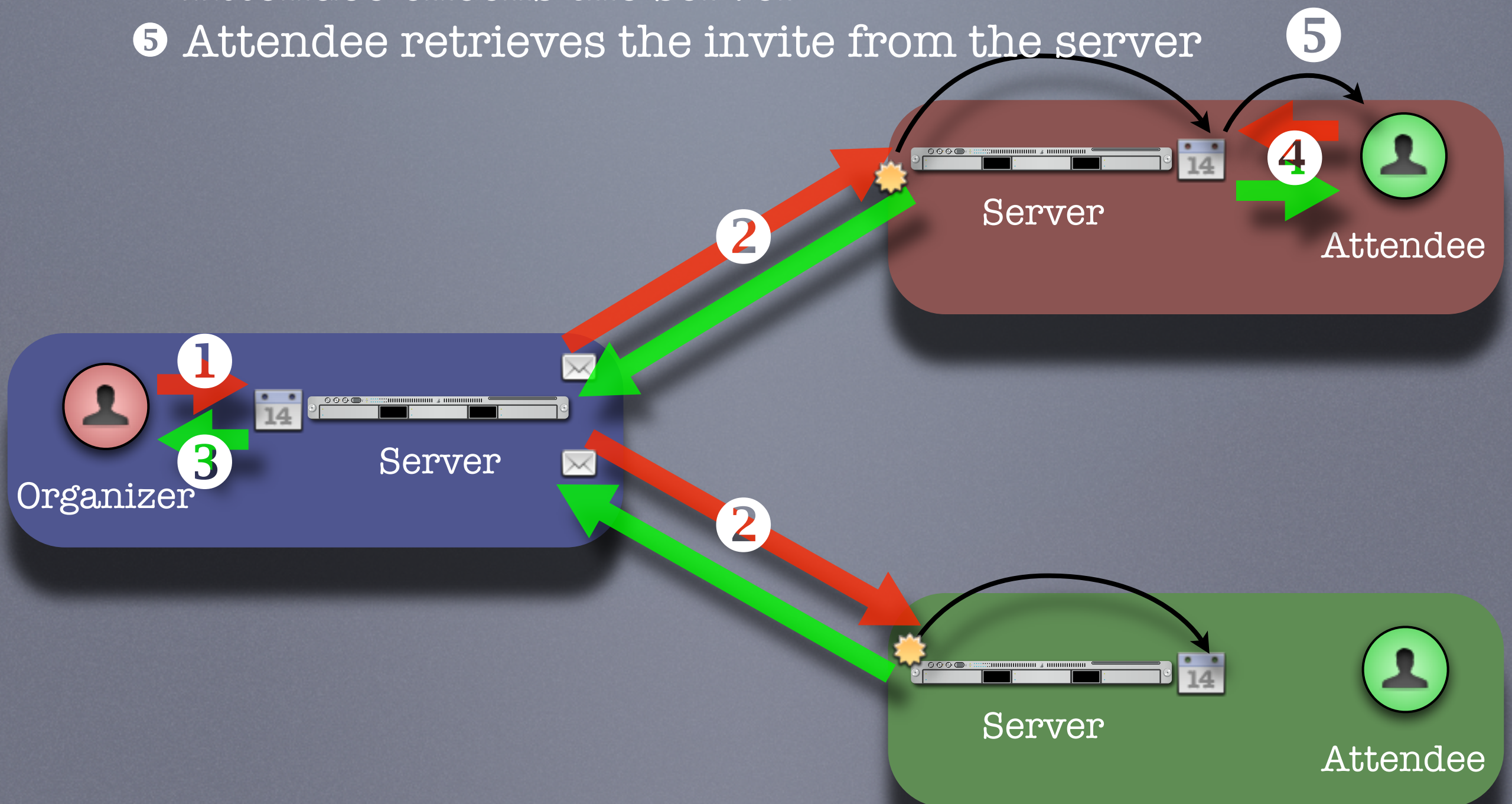
- 1 Organizer sees freebusy for everyone
- 2 Can adjust meeting time to avoid conflicts



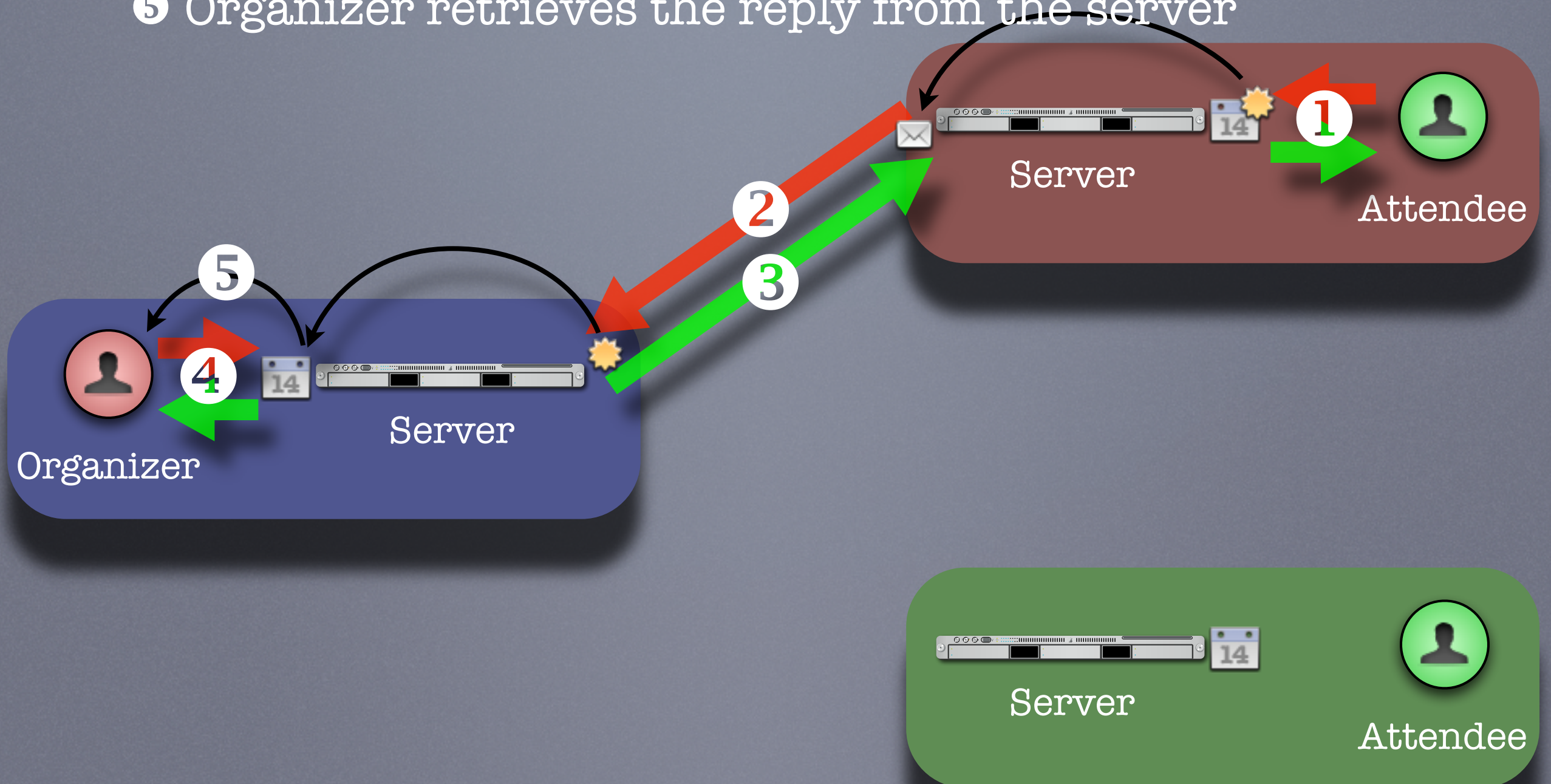
Realtime Internet Scheduling

Sequence of diagrams showing invites
and replies.

- 1 Organizer sends invite request to server
- 2 Server forwards request to other attendee's servers
- 3 Organizer gets delivery status response
- 4 Attendee checks the server
- 5 Attendee retrieves the invite from the server



- 1 Attendee sends reply to server
- 2 Server forwards reply to other organizer's server
- 3 Attendee gets delivery status response
- 4 Organizer checks the server
- 5 Organizer retrieves the reply from the server



Realtime Internet Scheduling Demonstration

Four calendar users in different domains

Realtime Demo Setup



Organizer

Screen #1

CalDAV



Server



Attendee

Screen #2

CalDAV



Server


Realtime

Screen #1



Organizer

Web




Server



Server

WebDAV

Screen #2



Attendee

Freebusy URL

What is Freebusy?

- A list of free and busy periods for a particular calendar user or resource
- Primarily used for scheduling resources or meetings with other people
- Time periods may be marked as
 - busy
 - free
 - busy unavailable ("out of office")
 - busy-tentative

Expressing Freebusy time

- Most commonly as a RFC 2445 VFREEBUSY object
 - a request for freebusy time,
 - a response to a request, or
 - a published set of busy time

Sharing Freebusy

- CalDAV Scheduling
- iTIP/iMIP (email)
- iCalendar .ics file
- Freebusy URL (FBURL)

Why FBURL?

- Freebusy is “least common denominator” (LCD) scheduling
- FBURL is LCD Freebusy (or could be)
- Easy
- Outlook supports a form of FBURL

Why FBURL? (cont.)

- The market says FBURL is desirable and useful
 - ifreebusy.com, tungle.com, timebridge.com, timetomeet.info, doodle.ch
- Potentially bridge the divide between enterprise calendaring and
 - calendar/scheduling augmenters
 - standalone calendaring clients (no server)

What we have done

- Standardize/Normalize
- Parameters -URI template
- Error reporting within the HTTP protocol
- Allow for non-authenticated or weakly authenticated service
- Keep it simple (in its simplest form)

What we have done...

- Outlook compatibility
- Extend?
 - Discovery
 - Authentication
 - Provisioning
 - VAVAILABILITY
 - provide a grouping of available time information over a specific range of time.

How it works (1)

- The "Read URL" is used to get freebusy data for a user

[http://www.example.com/freebusy/user1@example.com?
start=20070901T000000-0800](http://www.example.com/freebusy/user1@example.com?start=20070901T000000-0800)

<http://www.example.com/freebusy/user1@example.com>

- returns VFREEBUSY object

How it works (2)

- The "Publish URL" is used by a client to upload freebusy data for a user

<http://www.example.com/freebusy/user1@example.com>

[http://www.example.com/freebusy?
user=user1@example.com&token=xcsfdgetdh](http://www.example.com/freebusy?user=user1@example.com&token=xcsfdgetdh)

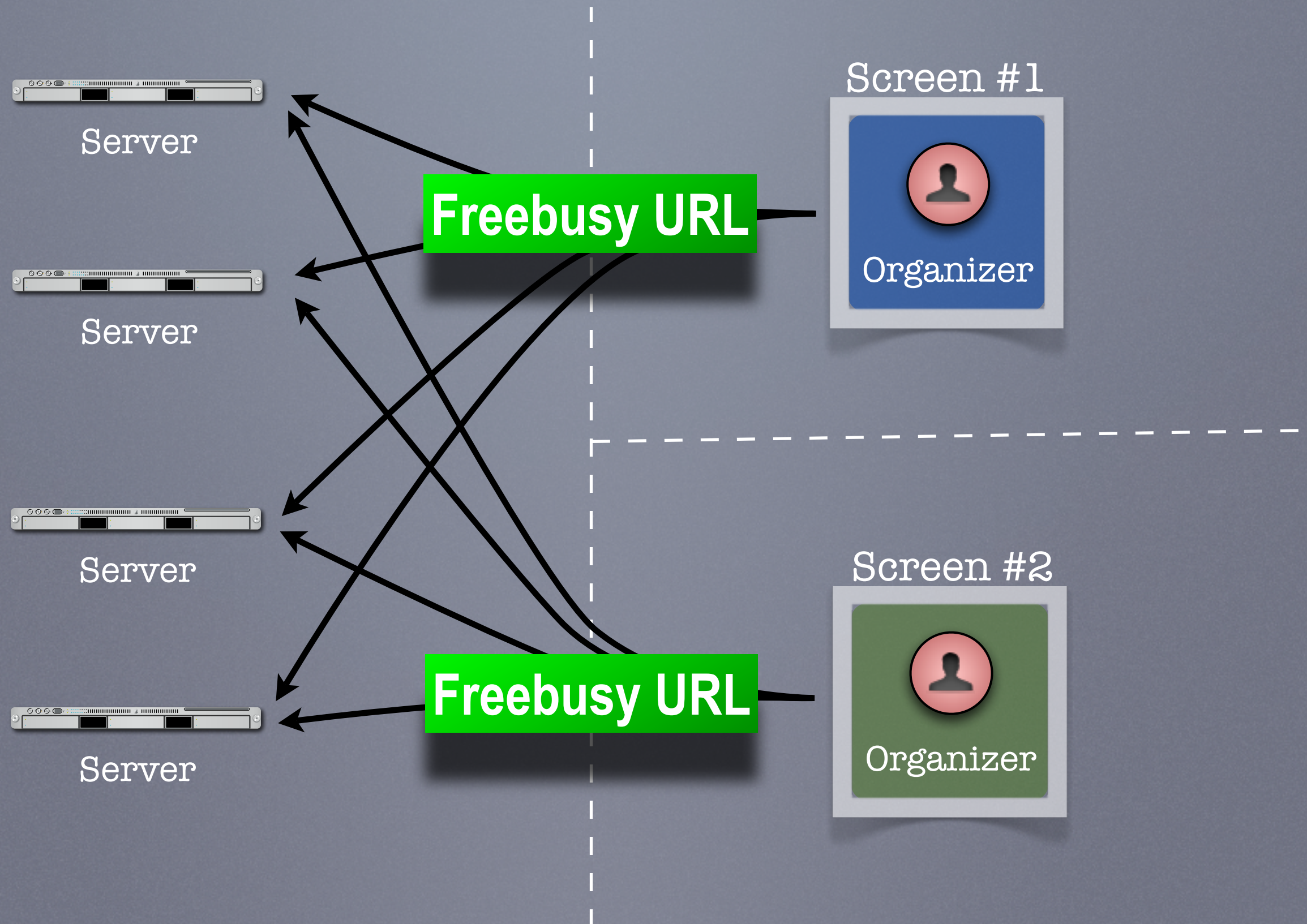
What we will show you

- Basic form FBURL
 - lookups - no publishing
 - Accessing multiple servers from the same clients
 - Comparison with server-server lookups

Freebusy URL Demonstration #1

Several clients retrieving freebusy
information

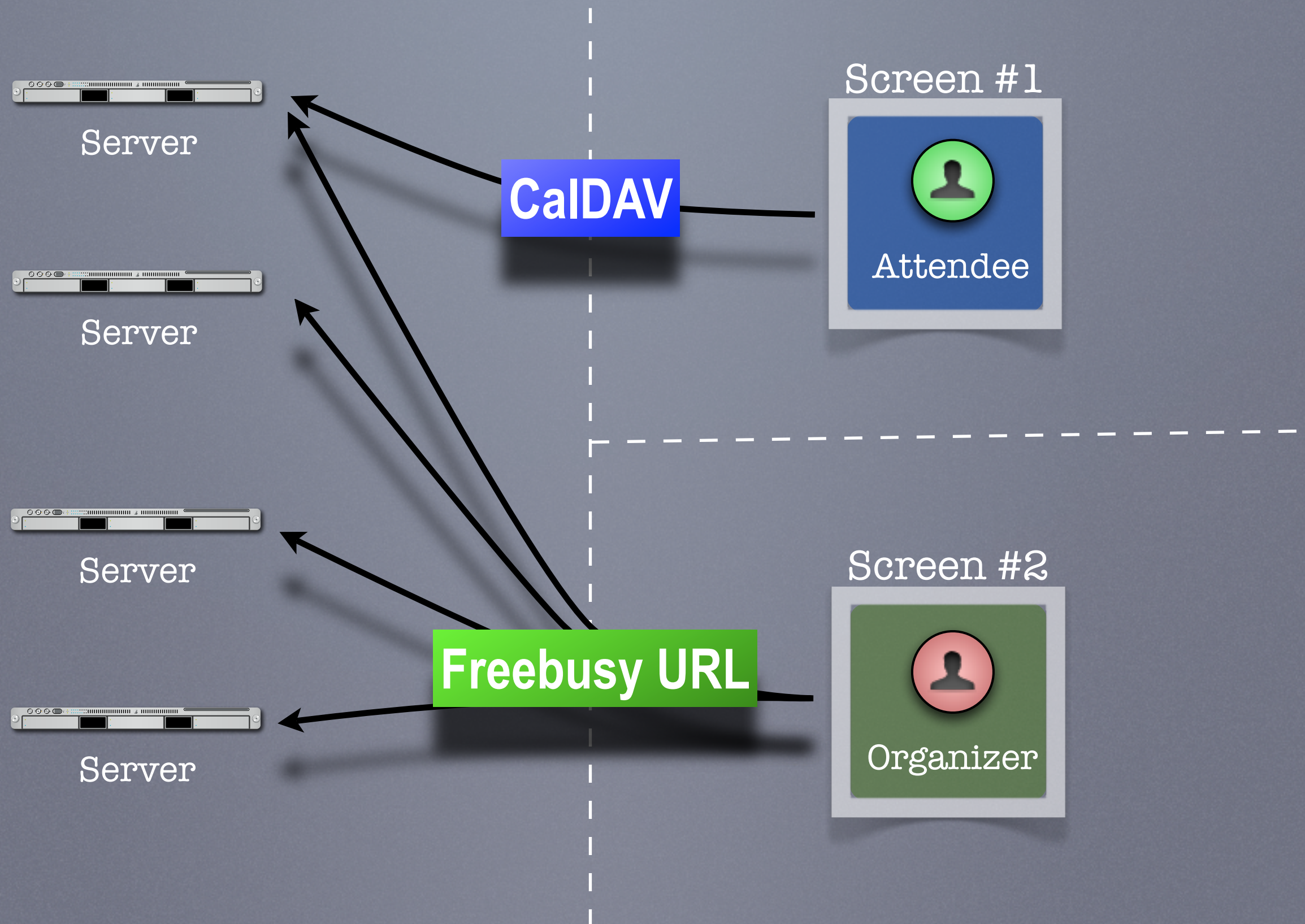
Freebusy Demo #1 Setup



Freebusy URL Demonstration #2

Project management aided by freebusy
information

Freebusy Demo #2 Setup



Wrap-up

- We have demonstrated how progress is being made with key scheduling technologies
- As with a lot of CalConnect work this is a very interactive process with specifications and implementations being worked on together
- This ultimately provides for a better specification and interoperability

CalDAV Scheduling

- Work still needs to be done to fine tune CalDAV scheduling
- Ongoing discussions in TC-CALDAV center around moving most of the scheduling message processing to the server for better reliability
- Hope to complete this by mid-2008

Realtime Internet Scheduling

- Demonstrated basic scheduling message processing
- Key elements of Realtime Internet Scheduling still need to be developed:
 - Discovery (working on DNS-SD implementation right now)
 - Security - need input from security experts as to what model(s) to use
- Hope to complete this by end of 2008

Freebusy URL

- Freebusy is LCD scheduling
- Freebusy is soft-core calendaring
- It is what we settle for, not what we want
- But...Free/Busy is very, very useful
- CalConnect will continue to develop FBURL

Thanks